

**C
a
r
g
o**

**L
i
f
t
s**



GALAXY

Vertical Solutions in Motion



MODELS • OPTIONS • ADD-ONS

GALAXYLIFTS.COM



GALAXY

Vertical Solutions in Motion

Galaxy Unlimited, LLC has earned a strong reputation for exceeding industry safety standards and ensuring quality, durability, and technological efficiency for each and every cargo lift sold. Our products are backed by the best cargo lift warranty in the industry and our installation is second to none.

At Galaxy Unlimited we make customer service our number one priority. Taking steps to develop unique solutions for every customer's particular needs.

Our staff of certified and highly trained professionals are ready to assist you with any questions you may have. Give us a call and let us tell you how easy it is to get started with one of the best investments you could ever make.

Perfect! This was a perfect experience working with Galaxy Lifts. From Kendra to the installation guys, the entire process was PERFECT. I installed this lift in my home garage to access the attic. I am 53 years old and I am not climbing those silly stairs anymore carrying a Christmas box or to change the AC filters. Best money I have spent on our new home. HIGHLY RECOMMEND.

Cheever Motorsports

Galaxy Lifts is the BEST company in the history of outdoor lifts/elevators.

I highly recommend!!!!!!

John Pohly



Need a Lift?

Is the inconvenience of lugging groceries and luggage up and down stairs ruining the relaxing experience of your beach or mountain home? Or maybe your business is limited by its capability to readily and economically move heavy and oversized products between floors.

Galaxy's lifts are engineered with welded aluminum, and stainless steel hardware. Giving you up to 1,000 lb. capacity, up to 27 ft. height, and 14 ft. per minute lift speed.

You can rest assured that moving your personal or professional possessions is done safely and with ease.

MADE IN THE USA

ALL LIFTS ARE METICULOUSLY CUSTOM DESIGNED AND CONSTRUCTED UNDER THE STRICTEST GUIDELINES IN THE USA AT OUR FACILITY IN MABANK, TEXAS

GALAXY CARGO LIFTS




Smart Shuttle Lift

- * Up to 1,000 lb. Capacity
- * 39.5" X 39.5" OD
- * 4 Inch I-Beams
- * Max Height 17 ft.
- * 2- Stop
- * DIY Only

Voyager Lift

- * Up to 1,000 lb. Capacity
- * 54.25" X 54.25" OD
- * 4 Inch I-Beams
- * Anti-Skid Flooring
- * Max Height 17 ft.
- * 2-Stop or 3-Stop
- * Powder Coat Option
- * Polycarbonate Canopy Option
- * Custom Basket Option
- * DIY or Factory Install



Premier Lift



- * Up to 1,000 lb. Capacity
- * 54.25" X 54.25" OD
- * 5 Inch I-Beams
- * Anti-Skid Flooring
- * Max Height 27 ft.
- * 2-Stop or 3-Stop
- * SDS Brake System
- * Powder Coat Option
- * Polycarbonate Canopy Option
- * Custom Basket Option
- * DIY or Factory Install

Orion Lift

- * Up to 1,200 lb. Capacity
- * 87.5" X 54.25" OD
- * 5 Inch I-Beams
- * Anti-Skid Flooring
- * Max Height 27 ft.
- * 2-Stop or 3-Stop
- * Powder Coat Option
- * Custom Basket Option
- * DIY or Factory Install



**C
A
R
G
O

L
I
F
T

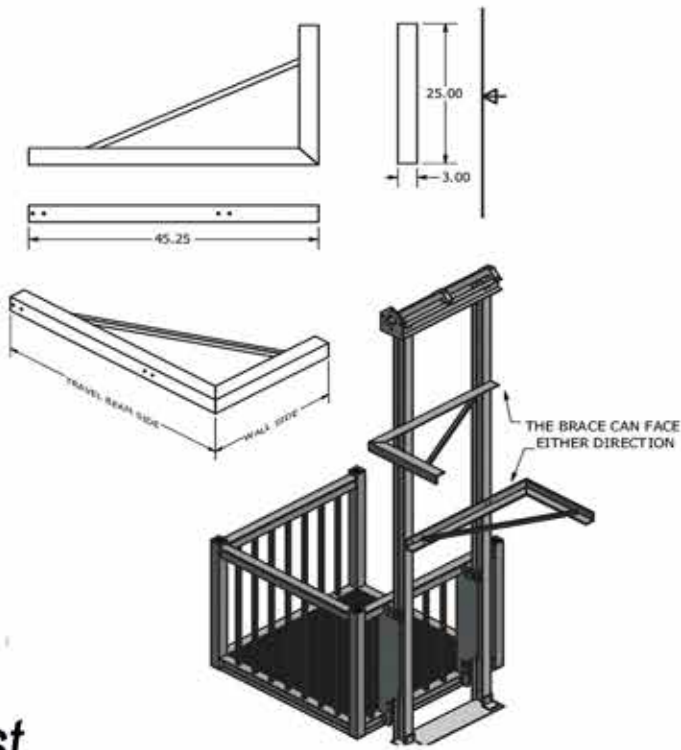
M
O
D
E
L
S**

VERTICAL PLATFORMS

- * **ASME 18.1 compatible for Human Transport**
- * **Max Height: 14 ft.**
- * **Lift Speed: 14 ft. per minute**
- * **Lift Capacity: 500 lbs.**
- * **Basket Size:
54.25" X 54.25" X 88" OD**
- * **5 Inch I Beams**
- * **Engineered to withstand
140 mph wind**
- * **Double Reduction Gearbox**
- * **1.5 HP Motor**
- * **Interior Lighting**
- * **2-Stop Control System**
- * **2 Call Station Controls**



- * **Indoor or Outdoor Use**
- * **SDS Braking System**
- * **Anti-Skid Flooring**
- * **All Aluminum Construction**
- * **All Stainless Steel Hardware**
- * **Triple Bearing Head Assembly**
- * **Dual Stainless Steel Aircraft
cables**
- * **Gate Interlocks**
- * **Deck Gate / Door Interlock**
- * **In-Basket Control Panel**
- * **In-Basket Handrail**
- * **Pan Switch**
- * **Tinted Polycarbonate Lexan**



SIDE BRACE

Our side brace is our most common, fitting 90% of all lift applications.

HORIZONTAL BRACE

Our horizontal brace allows the travel beams to be flush against a structure.




ARROWHEAD BRACE

The arrowhead brace allows for additional support and safety when the lift needs to be flush with the end of the structure.



HORSESHOE BRACE



The horseshoe brace is used when the structure only allows for one opening, and space for the travel beams to be parallel to the structure.





CALL-SEND STATIONS

An optional call / send station allows the lift to be sent to another floor or called to a particular floor.

HANDRAILS

Handrails featuring strong, solid construction may be added to any lift model and provide both comfort and safety.



SDS BRAKING SYSTEM

The SDS comes standard on the Premier, but may be added to any Galaxy lift model excluding the Smart Shuttle.

WINDER COVER

The winder cover is a protective housing over the head assembly.





PAN SWITCH

The pan switch may be added to the bottom of the basket as a safety feature similar to a sensor on garage doors.

RAMP GATE

The ramp gate lowers to double as a convenient way to roll items on and off the lift.



FOLD DOWN SHELF

The fold down shelf locks into place and can hold over 200 lbs. It also folds down for easy put-away providing full capacity of the basket.



SALOON STYLE GATES

The saloon style gate is another option that opens from the middle or one of the two gates can remain closed with a latch that locks in the floor



GALAXYLIFTS.COM



Vertical Solutions in Motion



6470 State Hwy 198 Mabank Texas 75156